



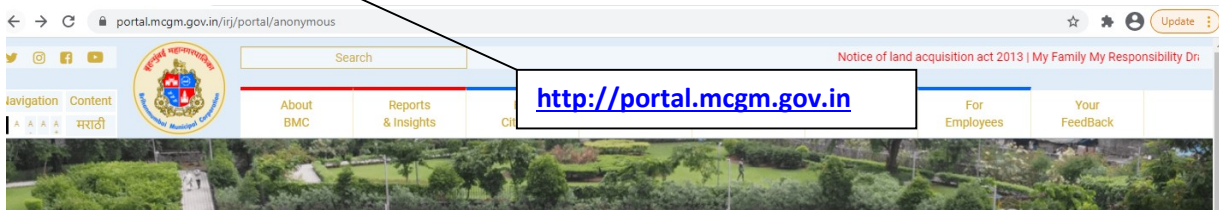
Municipal Corporation Greater Mumbai
User Manual for Other than BMC Vendor

Material Testing laboratory

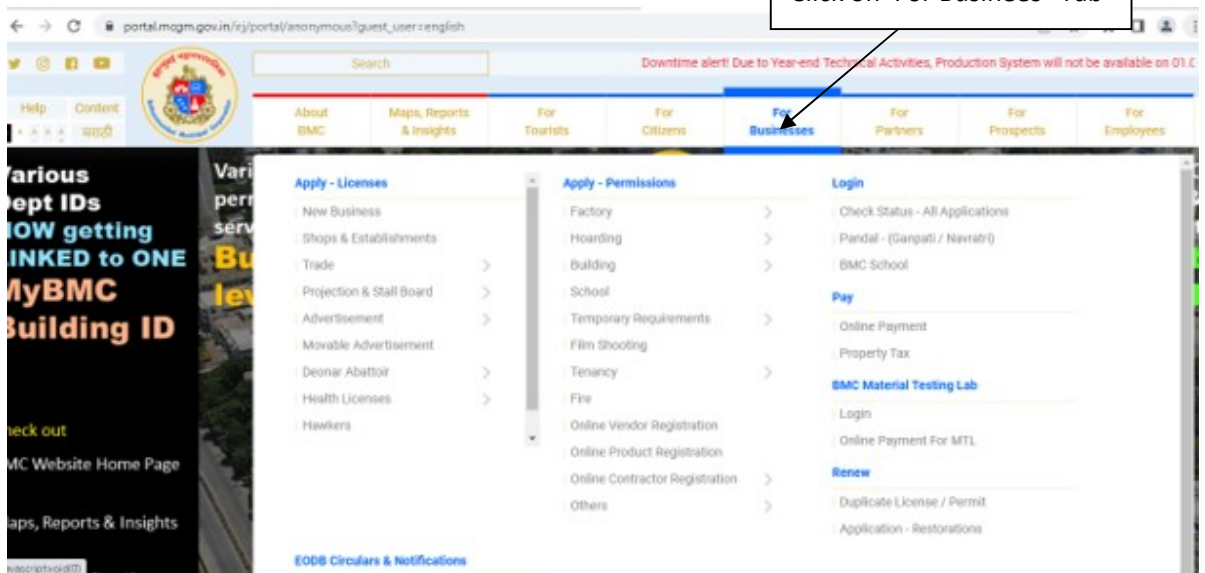
Version 1.0

1.Private Registration

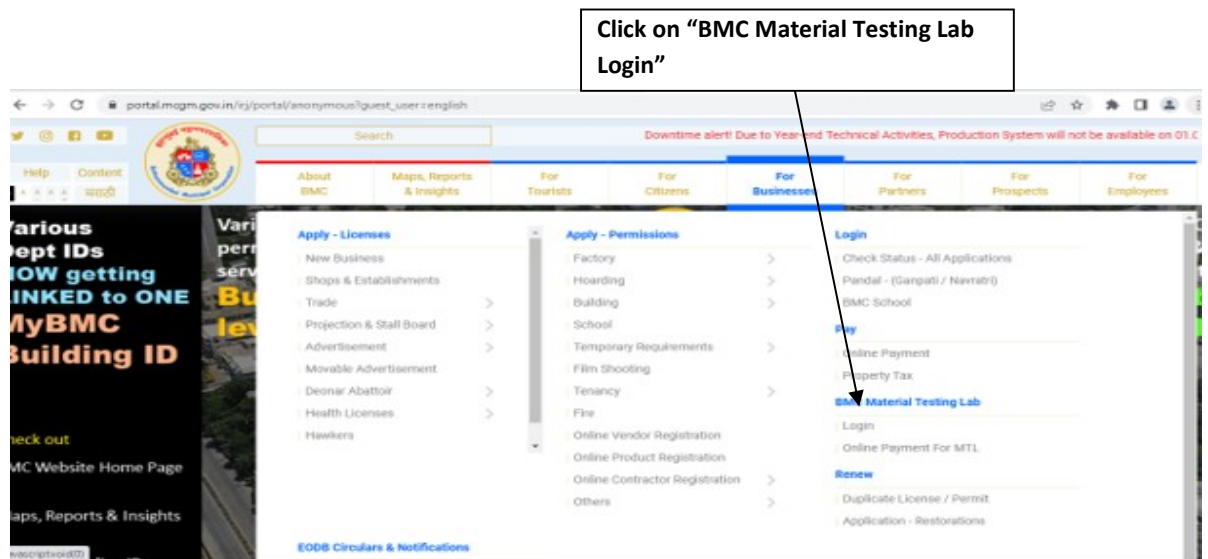
<http://portal.mcgm.gov.in>



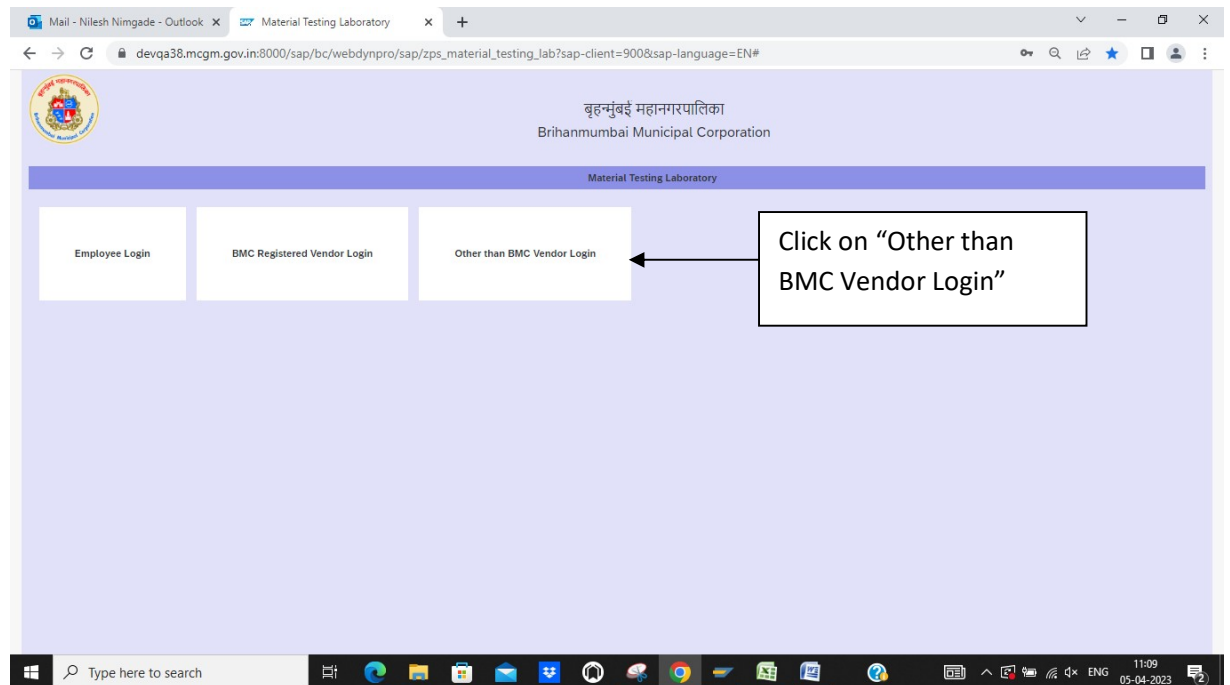
- Click on “For Business “tab



- Click on “BMC Material Testing Lab Login”.



- Click on “Other than BMC Vendor Login”.



- Click on “Register here”.

बृहन्मुंबई महानगरपालिका
Brihanmumbai Municipal Corporation

Material Testing Laboratory

Employee Login BMC Registered Vendor Login Other than BMC Vendor Login

Mobile No:

OR

Email:

Generate OTP

New User? Register here.. Change Mobile No or Email

- Enter the “Mandatory Field”.

बृहन्मुंबई महानगरपालिका
Brihanmumbai Municipal Corporation

Material Testing Laboratory

MTL Private Registration

* First Name: → Enter “First Name”

* Middle Name: → Enter then “Middle Name “

* Last Name: → “Last Name“

* Mobile: → Enter “Mobile No”

Verify Mobile

* Email: → Enter “Email”

Verify Email

* Address: → Enter “Address”

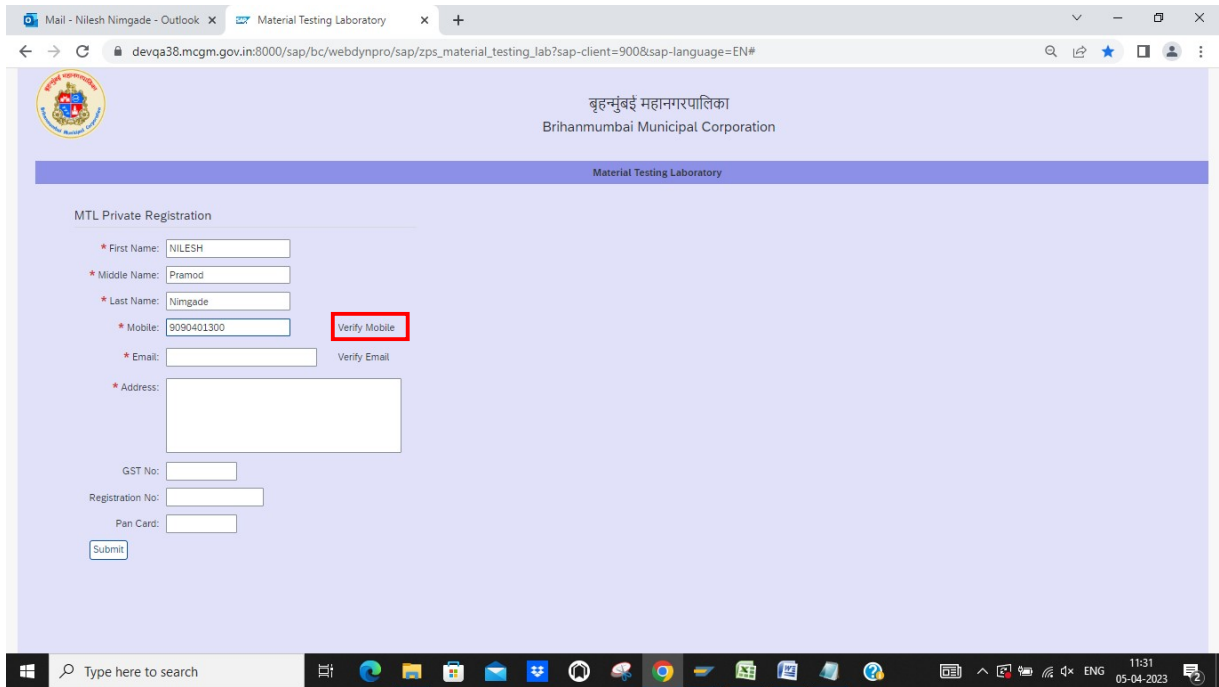
GST No:

Registration No:

Pan Card:

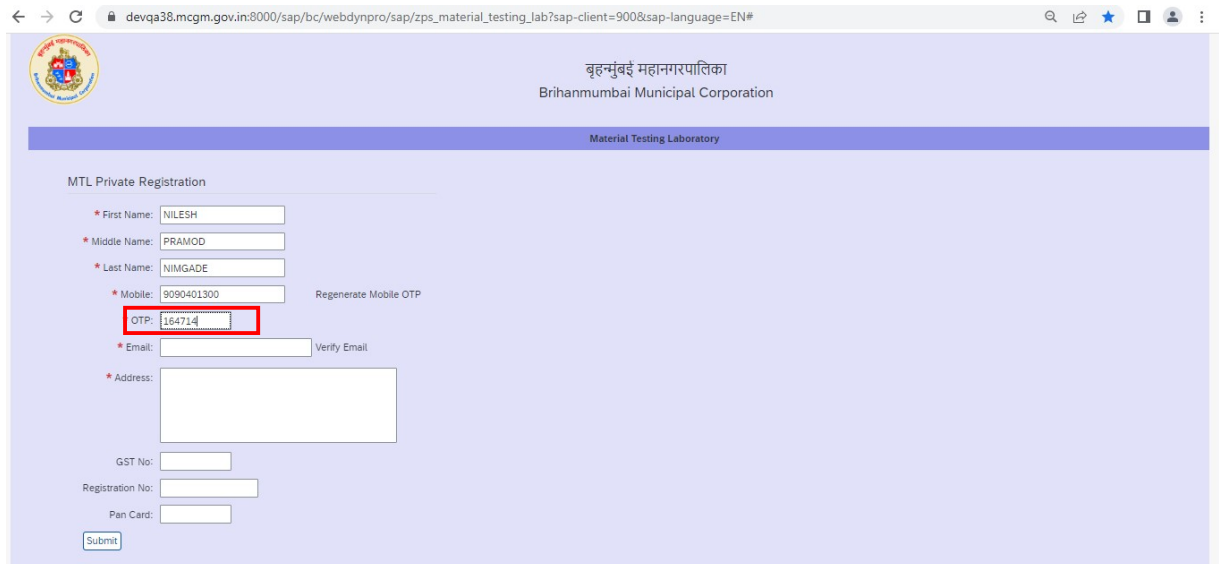
Submit → Click on “Submit”

- Click on “Verify Mobile”.



The screenshot shows a web browser window displaying the MTL Private Registration form. The browser's address bar shows the URL: devqa38.mcg.gov.in:8000/sap/bc/webdynpro/sap/zps_material_testing_lab?sap-client=900&sap-language=EN#. The page header includes the Brihanmumbai Municipal Corporation logo and name in Hindi and English. The form title is "Material Testing Laboratory". The form fields are: First Name: NILESH, Middle Name: Pramod, Last Name: Nimgade, Mobile: 9090401300, Email: (empty), Address: (empty), GST No: (empty), Registration No: (empty), and Pan Card: (empty). A "Submit" button is at the bottom left. A red box highlights the "Verify Mobile" button next to the mobile number field.

- Enter The “OTP “ received on Mobile Number.



The screenshot shows the same MTL Private Registration form, but now with an "OTP" field added below the mobile number field. The "OTP" field contains the value "164714" and is highlighted with a red box. The "Verify Mobile" button is no longer visible. The "Regenerate Mobile OTP" link is now visible next to the mobile number field. The "Submit" button remains at the bottom left.

- Click on "Verify Email".

बृहन्मुंबई महानगरपालिका
Brihanmumbai Municipal Corporation

Material Testing Laboratory

MTL Private Registration

* First Name: NILESH
* Middle Name: PRAMOD
* Last Name: NIMGAE
* Mobile: 9090401300 Regenerate Mobile OTP
* OTP: 164714
* Email: nilesh.nimgade@abmindia.com Verify Email
* Address: [Empty]
GST No: [Empty]
Registration No: [Empty]
Pan Card: [Empty]
Submit

- Enter The "OTP" receive on Email, enter the address and Click On Submit .

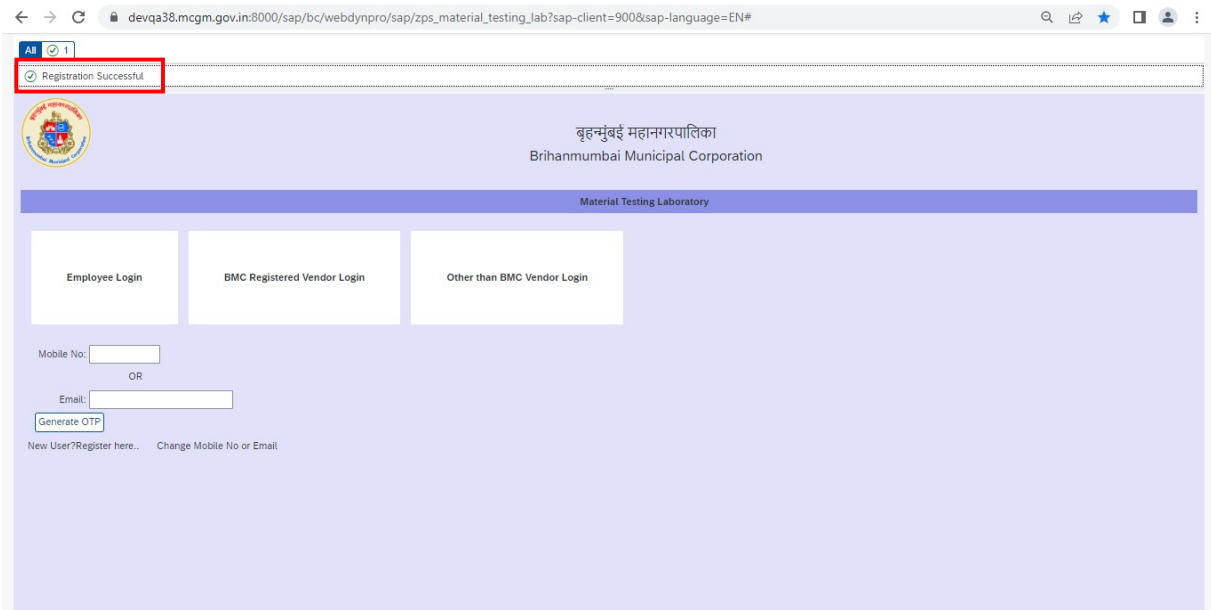
बृहन्मुंबई महानगरपालिका
Brihanmumbai Municipal Corporation

Material Testing Laboratory

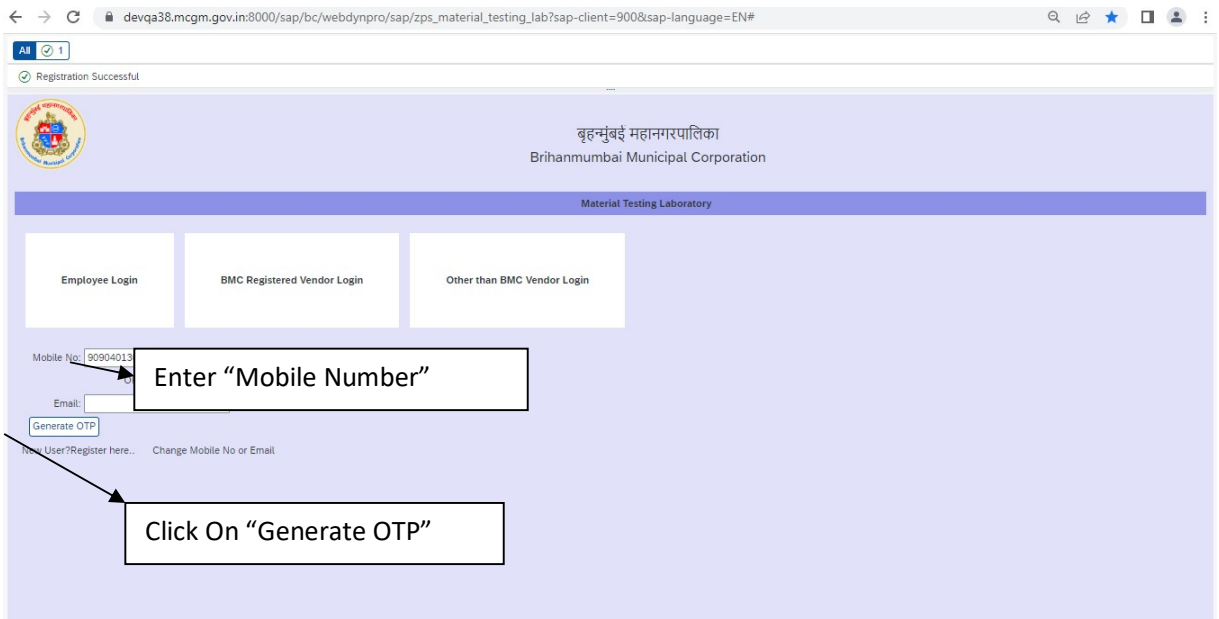
MTL Private Registration

* First Name: NILESH
* Middle Name: PRAMOD
* Last Name: NIMGAE
* Mobile: 9090401300 Regenerate Mobile OTP
* OTP: 164714
* Email: nilesh.nimgade@abmindia.com Regenerate Mail OTP
* OTP: 295973
* Address: TEXT
GST No: [Empty]
Registration No: [Empty]
Pan Card: [Empty]
Submit

- After click on submit system shows as 'Registration Successful'.



- Enter the Registered "Mobile Number" and click on "Generate OTP".



- Select the “Name of Material Section from Drop Down ”

Material Testing Laboratory

Home Logout

Name of Material Section

* Name of Material Section: CONCRETE

Name of Material & No of Samples:		
<input type="checkbox"/> CONCRETE CUBE	1	
<input type="checkbox"/> CONCRETE BEAM	1	
<input type="checkbox"/> CONCRETE CORE	1	
<input type="checkbox"/>		
<input type="checkbox"/>		

Additional test if required:

Designation of the Engineer(Executing Department):

Particulars of work/location/Chainage/Address of the site:

Name of Supplier/Source/Manufactured:

Additional Info

* Name of work with work code:

* Division:

* Name of Contractor:

* Location:

* Area:

District:

* Pincode:

- Select Name of material and No of Samples

PO/Other Document Data

PO/Other Doc No: 4100055412 Vendor No: 11596 Name of Department: Dy.C.E.(S.I.C.)Schoo... PO/Other Doc Date: 19.09.2019

Description: Name of Work:- Structural Repair and Up gradation of existing Sant Kakayya Municipal School located at Dhar... Name of Contractor: MAHENDRA REALTORS & INFRASTRUCTU

Vendor Mobile: 28060587/2 Vendor Email: mripL_1@rediffmail.c... Division: Civil Work City

* Name of Material Section: CONCRETE

* Name of Material & No of Samples:		
<input checked="" type="checkbox"/> CONCRETE CUBE	1	
<input checked="" type="checkbox"/> CONCRETE BEAM	1	
<input checked="" type="checkbox"/> CONCRETE CORE	1	
<input type="checkbox"/>		
<input type="checkbox"/>		

Additional test if required:

Designation of the Engineer(Executing Department):

Particulates of the Work/Location/Chainage:

Name of Supplier/Source/Manufactured:

Continue

Material	Test
CONCRETE CUBE	COMPRESSION TEST FOR CUBE
CONCRETE BEAM	FLEXURAL TEST
CONCRETE CORE	COMPRESSION TEST CORE

- Default No. of sample should be 1 if user want to send more than 1 sample then please entre no sample numbers.

The screenshot shows a web browser window with the URL `devqa38.mcgm.gov.in:8000/sap/bc/webdynpro/sap/zps_material_testing_lab?sap-client=900&sap-language=EN#`. The page title is "Material Testing Laboratory".

Form Fields:

- Name of Material Section:** CONCRETE (dropdown)
- Name of Material & No of Samples:** A table with columns for material type and quantity.

<input checked="" type="checkbox"/>	CONCRETE CUBE	2
<input checked="" type="checkbox"/>	CONCRETE BEAM	2
<input checked="" type="checkbox"/>	CONCRETE CORE	1
<input type="checkbox"/>		
<input type="checkbox"/>		
- Additional test if required:** (checkbox)
- Designation of the Engineer(Executing Department):** (text input)
- Particulars of work/location/Chainage/Address of the site:** (text input)
- Name of Supplier/Source/Manufactured:** (text input)

Additional Info:

- Name of work with work code:** (text input)
- Division:** (dropdown)
- Name of Contractor:** (text input)
- Location:** (text input)
- Area:** (text input)
- District:** (text input)
- Pincode:** (text input)

Mandatory test table:

Material	Test
CONCRETE CUBE	COMPRESSION TEST FOR CUBE
CONCRETE BEAM	FLEXURAL TEST
CONCRETE CORE	COMPRESSION TEST CORE

- Enter input field for the below information.

This screenshot is identical to the one above but includes callout boxes with arrows pointing to specific input fields:

- An arrow points from the "Designation of the Engineer(Executing Department):" field to a box labeled "Enter Department Name".
- An arrow points from the "Name of Supplier/Source/Manufactured:" field to a box labeled "Enter Name of Supplier".
- An arrow points from the "Name of work with work code:" field to a box labeled "Enter 'Name of Work with Work Code'".

There are also two additional callout boxes without arrows:

- A box labeled "Enter Work/Chainage Name" is positioned near the "Particulars of work/location/Chainage/Address of the site:" field.
- A box labeled "Enter Name of Supplier" is positioned near the "Name of Supplier/Source/Manufactured:" field.

- Enter the “Mandatory Field”.

The screenshot shows a web form with the following fields and annotations:

- Name of Material Section:** CONCRETE (dropdown)
- Name of Material & No of Samples:** Table with 3 rows:

<input checked="" type="checkbox"/>	CONCRETE CUBE	1
<input checked="" type="checkbox"/>	CONCRETE BEAM	1
<input checked="" type="checkbox"/>	CONCRETE CORE	1
- Additional test if required:** (checkboxes)
- Designation of the Engineer(Executing Department):** TEST
- Particulars of work/location/Chainage/Address of the site:** TEST
- Name of Supplier/Source/Manufactured:** TEST
- Additional Info:**
 - Name of work with work code:** TEST
 - Division:** City (dropdown)
 - Name of Contractor:** Viraj Construction
 - Location:** Worli
 - Area:** Worli
 - District:** Mumbai
 - Pincode:** 440024

Annotations with arrows pointing to fields:

- Enter “Location” (points to Location field)
- Enter “District” (points to District field)
- Enter “PinCode” (points to Pincode field)
- Enter “Area” (points to Area field)
- Enter “Name of Contractor” (points to Name of Contractor field)
- Enter “Division” (points to Division dropdown)
- Enter ‘Text’ (points to the large text input field)

- Click On “continue”.

This screenshot shows the same web form as above, but with the **Continue** button highlighted by a red box in the bottom left corner.

- After,Click On “Continue Button “ below screen will be display.

- Enter input field Casting date,sheduled testing date , Date of Sample Submission .

**Input Mandatory,
Should not be future
date**

**Input Mandatory, Should
be greater than casting
date**

**Input Mandatory,
Should be greater than
casting date**

- Select Grade of concrete form drop down list.

devqa38.mcg.gov.in:8000/sap/bc/webdynpro/sap/zps_material_testing_lab?sap-client=900&sap-language=EN#

बृहन्मुंबई महानगरपालिका
Brihanmumbai Municipal Corporation

Material Testing Laboratory

Home Logout

Sr. No.	Material	Sample No.	Casting Date	Scheduled testing date	Sample Submission Date	Grade of Concrete	Trial Mix/Early strength
1	CONCRETE CUBE	001	31.03.2023	05.04.2023	05.04.2023	M-40	
2	CONCRETE BEAM	001	31.03.2023	05.04.2023	05.04.2023		
3	CONCRETE CORE	001	31.03.2023	05.04.2023	05.04.2023		

Additional Information

Designation	Full Name	Telephone	E-Mail Address
Site Engineer			

Back Preview Submit

Select Grade of Concrete.

- Select strength of concrete form drop drawn list.

devqa38.mcg.gov.in:8000/sap/bc/webdynpro/sap/zps_material_testing_lab?sap-client=900&sap-language=EN#

बृहन्मुंबई महानगरपालिका
Brihanmumbai Municipal Corporation

Material Testing Laboratory

Home Logout

Sr. No.	Material	Sample No.	Casting Date	Scheduled testing date	Sample Submission Date	Grade of Concrete	Trial Mix/Early strength
1	CONCRETE CUBE	001	31.03.2023	05.04.2023	05.04.2023	M-40	
2	CONCRETE BEAM	001	31.03.2023	05.04.2023	05.04.2023		
3	CONCRETE CORE	001	31.03.2023	05.04.2023	05.04.2023		

Additional Information

Designation	Full Name	Telephone	E-Mail Address
Site Engineer			

Back Preview Submit

Select one option from Trial Mix, Early Strength ,Regular ,Both

- Scroll the page for entering data.

devqa38.mcgm.gov.in:8000/sap/bc/webdynpro/sap/zps_material_testing_lab?sap-client=900&sap-language=EN#

बृहन्मुंबई महानगरपालिका
Brihanmumbai Municipal Corporation

Material Testing Laboratory

Home Logout

Sr. No.	Material	Sample No	Casting Date	Scheduled testing date	Sample Submission Date	Grade of Concrete	Trial Mix/Early strength
1	CONCRETE CUBE	001	31.03.2023	05.04.2023	05.04.2023	M-40	
2	CONCRETE BEAM	001	31.03.2023	05.04.2023	05.04.2023		
3	CONCRETE CORE	001	31.03.2023	05.04.2023	05.04.2023		

Additional Information

Designation	Full Name	Telephone	E-Mail Address
Site Engineer			

Back Preview Submit

Scroll the page for entering input fields

- After scrolling page below screen will display.

devqa38.mcgm.gov.in:8000/sap/bc/webdynpro/sap/zps_material_testing_lab?sap-client=900&sap-language=EN#

बृहन्मुंबई महानगरपालिका
Brihanmumbai Municipal Corporation

Material Testing Laboratory

Home Logout

Sr. No.	Material	Grade of Concrete	Trial Mix/Early strength	No of days based on Sample testing date minus Casting date	Required comprehensive strength as per SOR	Identification mark on sample	Photo sample with identification mark
1	CONCRETE CUBE	M-35		4			No file chosen
2	CONCRETE BEAM	M-35		4			No file chosen
3	CONCRETE CORE	M-35		4			No file chosen

Additional Information

Designation	Full Name	Telephone	E-Mail Address
Site Engineer			

- Enter Input Fields.

The screenshot shows the 'Material Testing Laboratory' web application interface. At the top, there is a navigation bar with 'Home' and 'Logout' links. Below this is a table with the following columns: Sr. No., Material, Grade of Concrete, Trial Mix/Early strength, No of days based on Sample testing date minus Casting date, Required comprehensive strength as per SOR, Identification mark on sample, and Photo sample with identification mark. The table contains three rows of data for concrete samples.

Below the table is the 'Additional Information' section, which includes a form with the following fields: Designation (Site Engineer), Full Name (Nilesh), Telephone (9167915292), and E-Mail Address (nilesh@gmail.com). There are 'Back', 'Preview', and 'Submit' buttons at the bottom of the form.

Callouts in the image point to the following fields:

- 'Enter input filed Required comprehensive strength as per SOR' points to the 'Required comprehensive strength as per SOR' column in the table.
- 'Enter input mandatory field Identification mark of Sample' points to the 'Identification mark on sample' column in the table.
- 'Upload on site actual sample photo' points to the 'Photo sample with identification mark' column in the table.
- 'Enter the Name of Site Engg ,Mobile No.and Email Id' points to the 'Full Name', 'Telephone', and 'E-Mail Address' fields in the 'Additional Information' section.

- After filling the Inputs Field Fill the Additional Information and Click On Preview.

This screenshot shows the same web application interface as the previous one, but with the 'Additional Information' section highlighted in red. The 'Preview' button is also highlighted in red. A callout box points to the 'Preview' button with the text 'Click On "Preview"'. Another callout box points to the 'Additional Information' section with the text 'Fill the "Additional Information"'. The table and form fields are the same as in the previous screenshot.

- After Filling the required information click on Submit.

devqa38.mcg.gov.in:8000/sap/bc/webdynpro/sap/zps_material_testing_lab?sap-client=900&sap-language=EN#

Brihanmumbai Municipal Corporation

Material Testing Laboratory

Home Logout

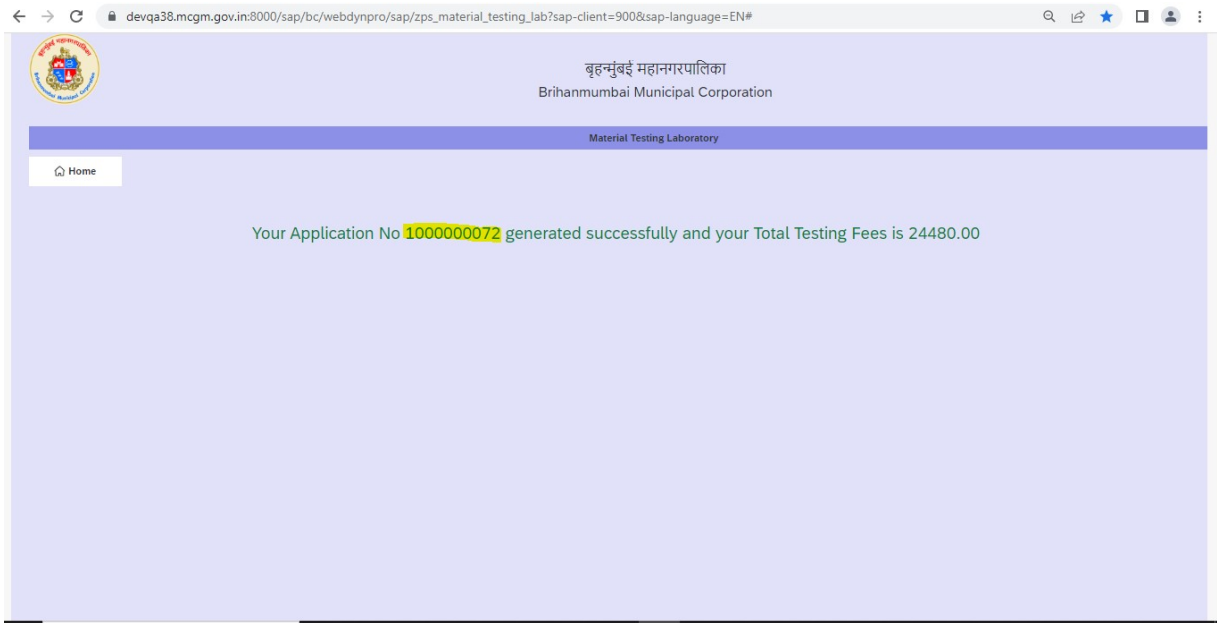
Sr. No.	Material	Grade of Concrete	Trial Mix/Early strength	No of days based on Sample testing date minus Casting date	Required comprehensive strength as per SOR	Identification mark on sample	Photo sample with identification mark
1	CONCRETE CUBE	M-15	Trial Mix	4	12	identification	No file chosen
2	CONCRETE BEAM	M-15	Regular	4	12	identification	No file chosen
3	CONCRETE CORE	M-20	Trial Mix	4	12	identification	No file chosen

Additional Information

Designation	Full Name	Telephone	E-Mail Address
Site Engineer	nitesh	9167915202	nitesh.nirmade@abmindia.com

Back Preview **Submit**

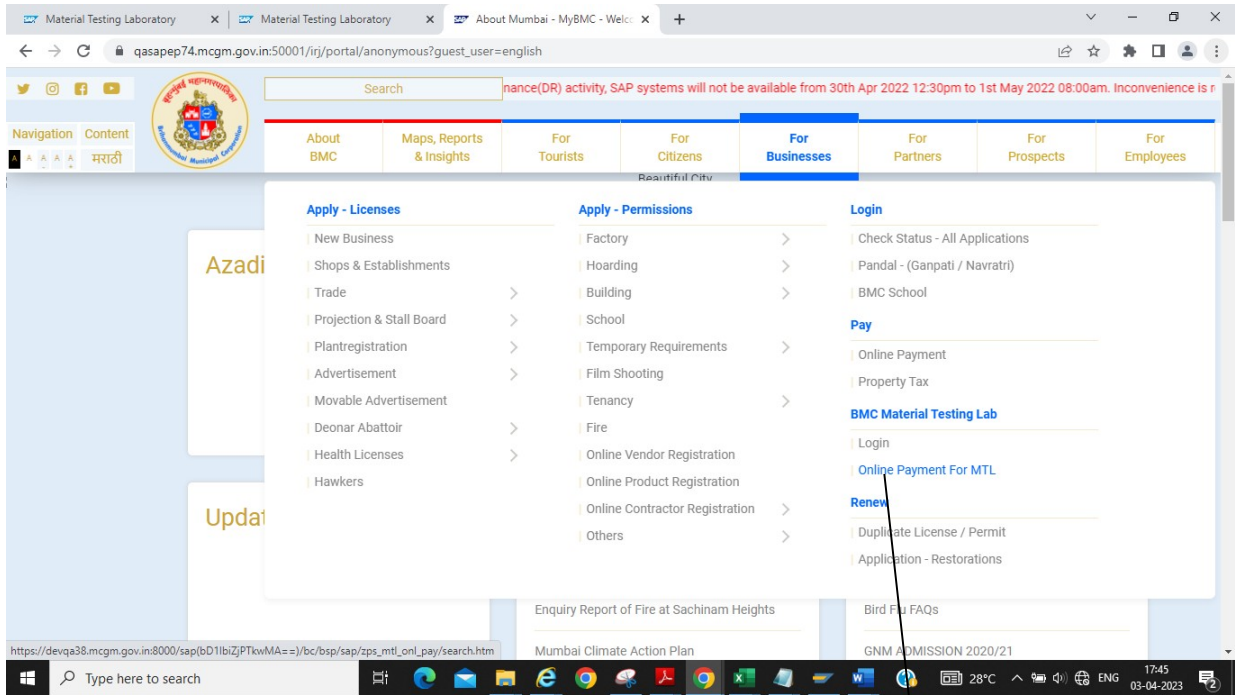
- After click on submit button application number generated with testing fees.



- Testing fee will be calculated based on the number of material type and No. of Sample sets selected .
- Cumulative testing Chagres payment link send to registerd Email ID and mobile with Name Of Samples selected for testing.

MTL Application Payment Process


- Select “ Online Payment for MTL option” from BMC Portal



Click on Online Payment for MTL

- After Click on paymnet link below bank page will be displayed

← → C devqa38.mcgm.gov.in:8000/sap(bD1lbiZjPTkwMA=)/bc/bsp/sap/zps_mtl_onl_pay/search.htm



बृहन्मुंबई महानगरपालिका
Brihanmumbai Municipal Corporation

Online Payment Collection

Note:
1. Field Marked with * is Mandatory.
2. Please change browser settings as to allow pop-ups .

Application No *

Get Fees

- Enter Application Number and click on Get fees Button



बृहन्मुंबई महानगरपालिका
Brihanmumbai Municipal Corporation

Online Payment Collection

Note:
1. Field Marked with * is Mandatory.
2. Please change browser settings as to allow pop-ups .

Application No *

Get Fees

- After click on get fees ,Application Number ,Total amount and payment status will displayed




बृहन्मुंबई महानगरपालिका Brihanmumbai Municipal Corporation

Online Payment Collection

Note:
1. Field Marked with * is Mandatory.
2. Please change browser settings as to allow pop-ups .

Application No *	1000000070
Application No *	1000000070
Total Amount *	24480.00
Status *	Not Paid

- Click on Continue Button



बृहन्मुंबई महानगरपालिका Brihanmumbai Municipal Corporation

Online Payment Collection for 1000000070

Brihanmumbai Municipal Corporation offers "Online MTL(Material Testing Laboratory) Collection" for payment of charges of selected services.

Please read the following instructions before performing any actions:


1. Do not press "Refresh" on your browser OR "F5" key on keyboard, while transaction in progress.
2. Do not close the browser it may terminate the transaction.
3. On completion of the transaction, Please note the transaction number.

Disclaimer - Terms and Conditions

The following terms and conditions apply to all online payments made to Brihanmumbai Municipal Corporation of (hereinafter 'BMC') for using the online payment facility are requested to please read them carefully before making an online payment.
By using the online payments facility on this portal you accept these terms and conditions;

1. BMC is only providing a link to the Payment Gateway Service provider which will enable to pay online for Municipal charges.
2. Your payment will take a minimum of two working days to reach the BMC account. You should take this into account when making your payment.
3. All payments will be processed on the information that you provide. BMC will not accept liability if you make a mistake while completing a form or for any other reason outside of BMC's

I / We Agree


इंडियन बैंक Indian Bank
इलाहाबाद ALLAHABAD

- Click on “Pay Button”



बृहन्मुंबई महानगरपालिका
Brihanmumbai Municipal Corporation

Online Payment Collection for 100000070

Brihanmumbai Municipal Corporation offers "Online MTL(Material Testing Laboratory) Collection" for payment of charges of selected services.

Please read the following instructions before performing any actions:

1. Do not press "Refresh" on your browser OR "F5" key on keyboard, while transaction in progress.
2. Do not close the browser it may terminate the transaction.
3. On completion of the transaction, Please note the transaction number.

Disclaimer - Terms and Conditions

The following terms and conditions apply to all online payments made to Brihanmumbai Municipal Corporation of (hereinafter 'BMC') for using the online payment facility are requested to please read them carefully before making an online payment.
By using the online payments facility on this portal you accept these terms and conditions;
1. BMC is only providing a link to the Payment Gateway Service provider which will enable to pay online for Municipal charges.
2. Your payment will take a minimum of two working days to reach the BMC account. You should take this into account when making your payment.
3. All payments will be processed on the information that you provide. BMC will not accept liability if you make a mistake while completing a form or for any other reason outside of BMC's

I / We Agree



Tick on I/We agree condition

Select Indian bank

- After click on pay below page will be displayed

English ▾

Billing Information

Billing Name

Address

Zip Code City

State Select Country

Mobile Number Email

Notes (Optional)

My Billing and Shipping address are different

Payment Information

Net Banking >

All Other Banks

Select Bank

Note: We will redirect you to the bank you have chosen above. Once the bank verifies your net banking credentials, we will proceed with your payment.

Save your bank name with CCAvenue Checkout for future payments.

ORDER DETAILS

Order #: 3000000073

Coupon Code [Apply](#)

Order Amount 24480.00

Total Amount INR 24480.00

CCAvenue
CHECKOUT

Checkout login for registered users only.

Enter Username

Enter Password

[Forgot Password?](#)

- Fill all information and select payment option and click on make payment.

Billing Information

mahendra
munmabi
400018 Raigarh
Maharashtra India
09321556664 patijayesh30@gmail.com
Notes (Optional)

My Billing and Shipping address are different

ORDER DETAILS

Order #: 3000000073
Coupon Code [Apply](#)
Order Amount 24480.00
Total Amount **INR 24480.00**

CC Avenue CHECKOUT

Checkout login for registered users only.

Enter Password
[Forgot Password?](#)

Payment Information

Net Banking >

All Other Banks

Note: We will redirect you to the bank you have chosen above. Once the bank verifies your net banking credentials, we will proceed with your payment.

Save your bank name with CCAvenue Checkout for future payments.

I agree with the [Privacy Policy](#) by proceeding with this payment.

INR 24480.00 (Total Amount Payable)

Click on Make payment tab

After successfully of payment , transaction details displayed on screen ,Usercab view and download receipt

The screenshot shows a web browser window with the following details:

- Browser tabs: Mail - Nilesh Nimgade - Outlook, Jayesh Patil | Microsoft Teams, Application For Online Payment
- Address bar: devqa37.mcg.gov.in:8000/SAP(bD1biZjPTlwMA=)/BC/BSP/SAP/zps_mtl_onl_pay/ccavenue_ib_reply.htm
- Page Title: Brihanmumbai Municipal Corporation Online Payment Collection
- Transaction Details Table:

Transaction Details	
Date	13/03/2023
Time	10:48:23
Amount	22,240.00
Transaction ID	300000267
Payment Status	Success
- Payment Receipt Section:

Brihanmumbai Municipal Corporation - Material Testing Laboratory (MTL) - Payment Receipt

Received from : VJAY NAGAR CORPORATION & SHAR CORP	Date : 13.03.2023
PAN : ACV9T215H	Receipt No : 300000268
Place to Supply : Mumbai, Maharashtra	Application No : 100000259
State : Maharashtra	Transaction ID : 300000267
Address : ---	Building ID : ---

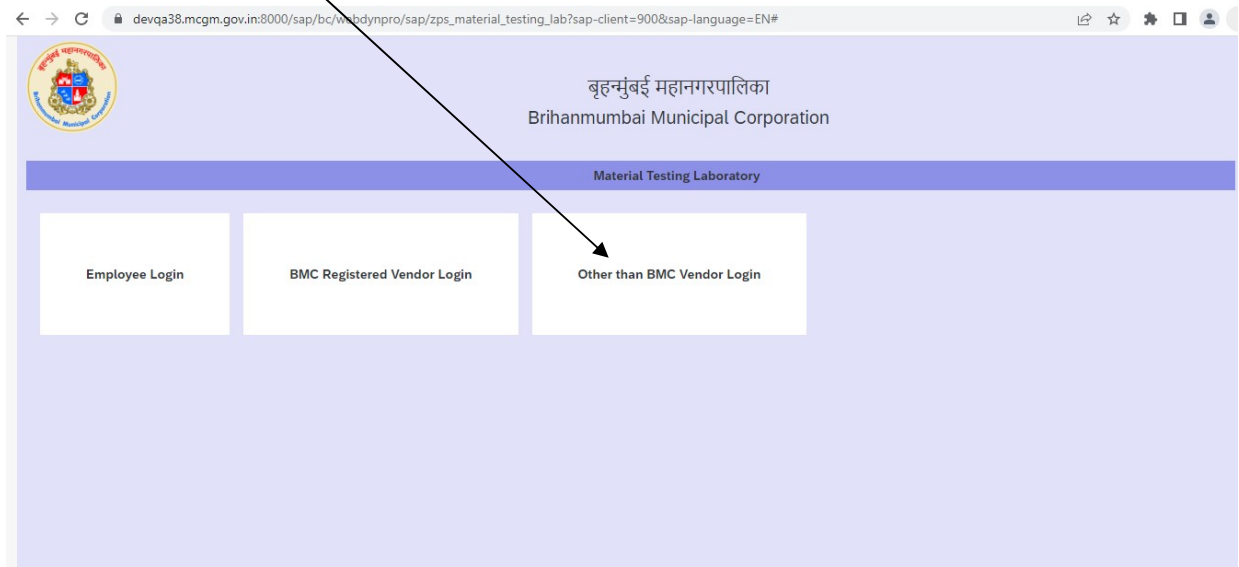
Sr No	HSN Code	Activity Code	Description of Activity	Towards	Rs. Amount	Payment Date	Transaction No.	Bank Name	Branch name
1	999119	--	Material Testing Charges		22,240.00	13.03.2023	14768348433	Indian Bank	--
Total					22,240.00				

Amount in words - RUPEES TWENTY TWO THOUSAND TWO HUNDRED FORTY ONLY.

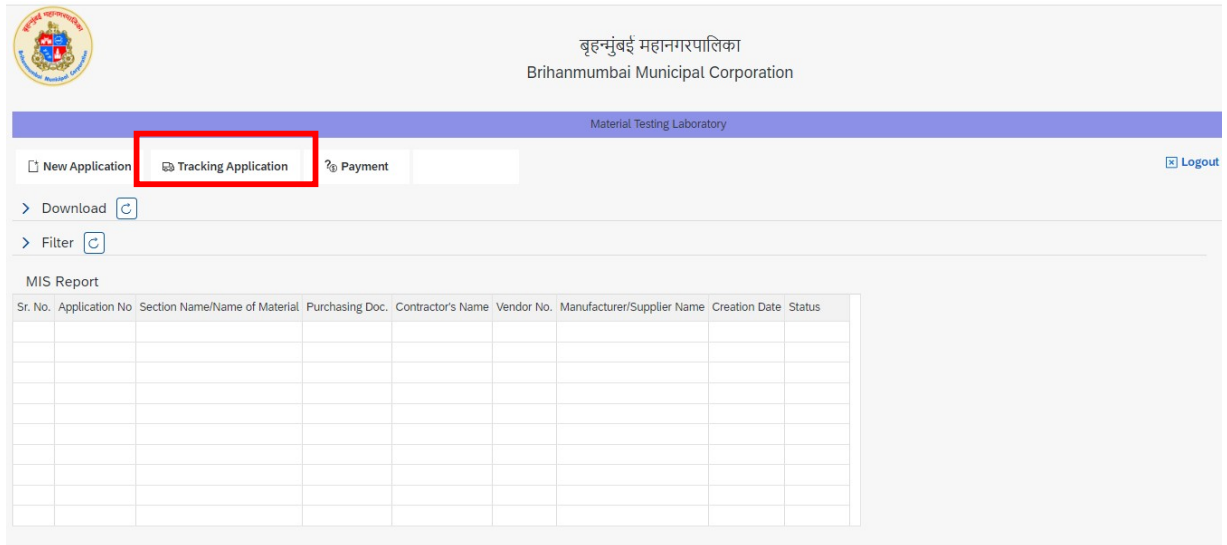
- After Successfully of Application Payment from payment gateway number of selected material sample in application, system will generated Memo Numbers with reference to selected testing material samples and send PDF copy of Memo with QR code to registered Email ID

Tracking Application

- Click On Other than BMC Vendor Login.

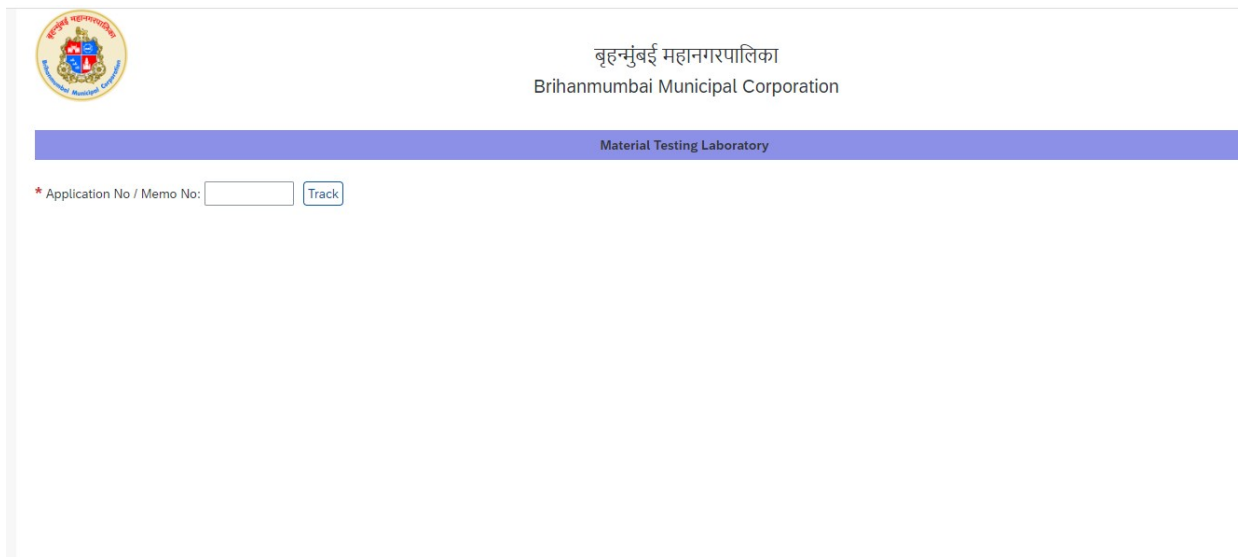


- Click on “Tracking Application”



The screenshot shows the user interface of the Brihanmumbai Municipal Corporation's Material Testing Laboratory. At the top left is the corporation's logo. The header text reads "बृहन्मुंबई महानगरपालिका" and "Brihanmumbai Municipal Corporation". Below this is a blue bar with the text "Material Testing Laboratory". A navigation menu contains buttons for "New Application", "Tracking Application" (highlighted with a red box), and "Payment". A "Logout" link is visible on the right. Below the menu are "Download" and "Filter" options. The main section is titled "MIS Report" and contains a table with the following columns: Sr. No., Application No, Section Name/Name of Material, Purchasing Doc., Contractor's Name, Vendor No., Manufacturer/Supplier Name, Creation Date, and Status. The table is currently empty.

- Below screen will display.



This screenshot shows the tracking application form. It features the same header and logo as the previous screenshot. Below the blue "Material Testing Laboratory" bar, there is a form field labeled "* Application No / Memo No:" followed by a text input box and a "Track" button.

- Enter Application Number/MEMO and click on track button



बृहन्मुंबई महानगरपालिका
Brihanmumbai Municipal Corporation

Material Testing Laboratory

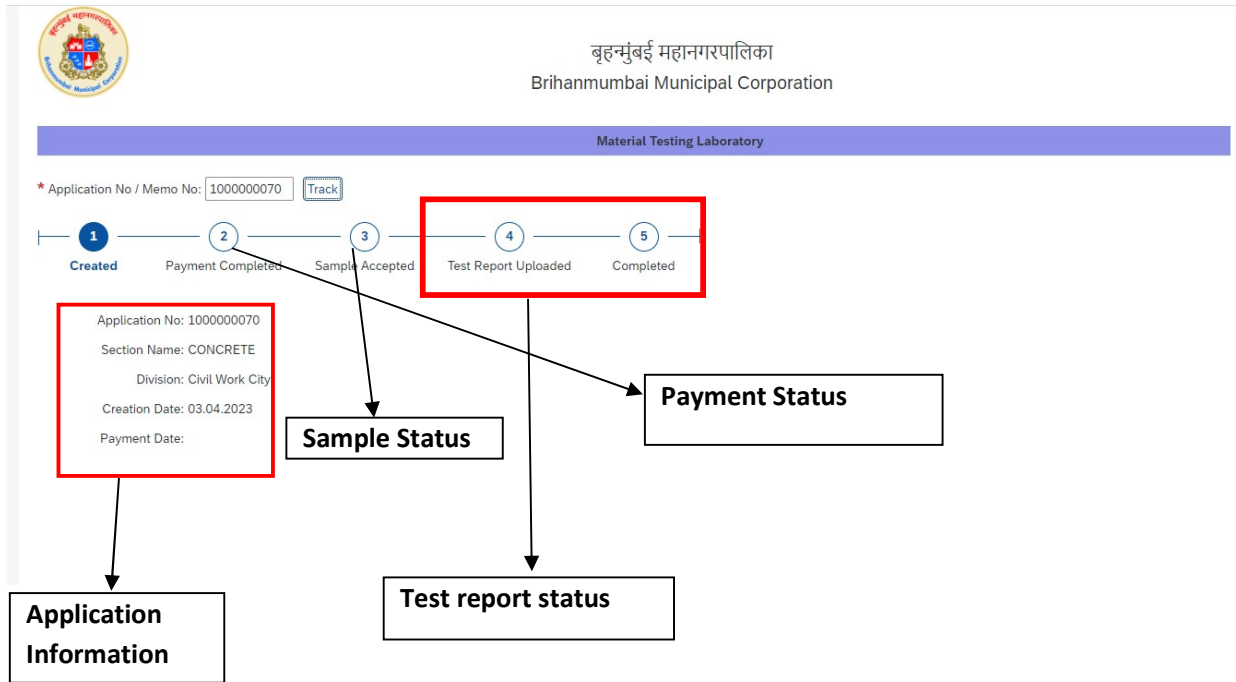
* Application No / Memo No: [1000000070]

Track

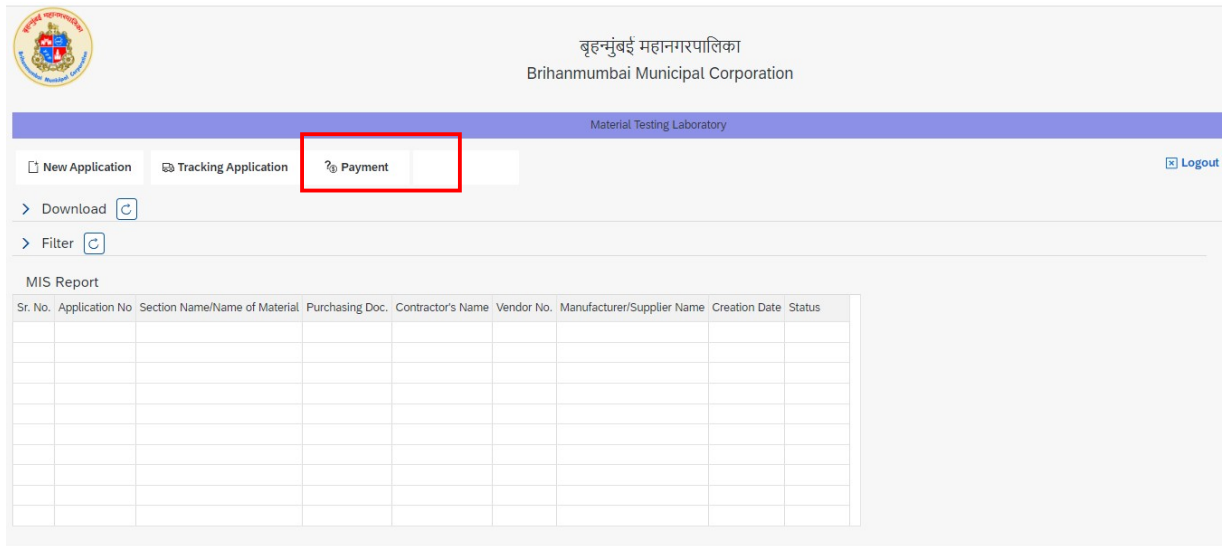
Click on Track Button

Enter Application
No

- After click on Track Button below screen displayed




- Click on “payment Button” for online payment process.



The screenshot shows the user interface of the Brihanmumbai Municipal Corporation's Material Testing Laboratory. At the top left is the logo of the corporation. The header text reads "बृहन्मुंबई महानगरपालिका" and "Brihanmumbai Municipal Corporation". Below this, the page title is "Material Testing Laboratory". A navigation bar contains three buttons: "New Application", "Tracking Application", and "Payment". The "Payment" button is highlighted with a red rectangular box. To the right of the navigation bar is a "Logout" link. Below the navigation bar are two dropdown menus: "Download" and "Filter". The main content area is titled "MIS Report" and contains a table with the following columns: Sr. No., Application No., Section Name/Name of Material, Purchasing Doc., Contractor's Name, Vendor No., Manufacturer/Supplier Name, Creation Date, and Status. The table is currently empty.

- After Click on paymnet link below bank page will be displayed

← → 🔍 devqa38.mcgm.gov.in:8000/sap(bD11biZjPTkwMA=)/bc/bsp/sap/zps_mtl_onl_pay/search.htm



The screenshot shows the "Online Payment Collection" page. At the top left is the logo of the corporation. The header text reads "बृहन्मुंबई महानगरपालिका" and "Brihanmumbai Municipal Corporation". Below this, the page title is "Online Payment Collection". A note is displayed: "Note: 1. Field Marked with * is Mandatory. 2. Please change browser settings as to allow pop-ups." Below the note is a form with a label "Application No *" and an input field. At the bottom of the form is a button labeled "Get Fees".

- Enter Application Number and click on Get fees Button




बृहन्मुंबई महानगरपालिका
Brihanmumbai Municipal Corporation

Online Payment Collection

Note:
1. Field Marked with * is Mandatory.
2. Please change browser settings as to allow pop-ups .

Application No *

- After click on get fees ,Application Number ,Total amount and payment status will displayed




बृहन्मुंबई महानगरपालिका Brihanmumbai Municipal Corporation

Online Payment Collection

Note:
1. Field Marked with * is Mandatory.
2. Please change browser settings as to allow pop-ups .

Application No *	100000070
Application No *	100000070
Total Amount *	24480.00
Status *	Not Paid

- Click on Continue Button



बृहन्मुंबई महानगरपालिका Brihanmumbai Municipal Corporation

Online Payment Collection for 100000070

Brihanmumbai Municipal Corporation offers "Online MTL(Material Testing Laboratory) Collection" for payment of charges of selected services.

Please read the following instructions before performing any actions:

1. Do not press "Refresh" on your browser OR "F5" key on keyboard, while transaction in progress.
2. Do not close the browser it may terminate the transaction.
3. On completion of the transaction, Please note the transaction number.


Disclaimer - Terms and Conditions

The following terms and conditions apply to all online payments made to Brihanmumbai Municipal Corporation of (hereinafter 'BMC') for using the online payment facility are requested to please read them carefully before making an online payment.

By using the online payments facility on this portal you accept these terms and conditions;

1. BMC is only providing a link to the Payment Gateway Service provider which will enable to pay online for Municipal charges.
2. Your payment will take a minimum of two working days to reach the BMC account. You should take this into account when making your payment.
3. All payments will be processed on the information that you provide. BMC will not accept liability if you make a mistake while completing a form or for any other reason outside of BMC's

I / We Agree



इंडियन बैंक
ALLAHABAD

- Click on "Pay Button"



बृहन्मुंबई महानगरपालिका
Brihanmumbai Municipal Corporation

Online Payment Collection for 100000070

Brihanmumbai Municipal Corporation offers "Online MTL(Material Testing Laboratory) Collection" for payment of charges of selected services.

Please read the following instructions before performing any actions:

1. Do not press "Refresh" on your browser OR "F5" key on keyboard, while transaction in progress.
2. Do not close the browser it may terminate the transaction.
3. On completion of the transaction, Please note the transaction number.

Disclaimer - Terms and Conditions

The following terms and conditions apply to all online payments made to Brihanmumbai Municipal Corporation of (hereinafter 'BMC') for using the online payment facility are requested to please read them carefully before making an online payment.
By using the online payments facility on this portal you accept these terms and conditions;
1. BMC is only providing a link to the Payment Gateway Service provider which will enable to pay online for Municipal charges.
2. Your payment will take a minimum of two working days to reach the BMC account. You should take this into account when making your payment.
3. All payments will be processed on the information that you provide. BMC will not accept liability if you make a mistake while completing a form or for any other reason outside of BMC's

I / We Agree



Tick on I/We agree condition

Select Indian bank

- After click on pay below page will be displayed

English ▾

Billing Information

Billing Name

Address

Zip Code City

State Select Country

Mobile Number Email

Notes (Optional)

My Billing and Shipping address are different

Payment Information

Net Banking >

All Other Banks

Select Bank

Note: We will redirect you to the bank you have chosen above. Once the bank verifies your net banking credentials, we will proceed with your payment.

Save your bank name with CCAvenue Checkout for future payments.

ORDER DETAILS

Order #: 3000000073

Coupon Code [Apply](#)

Order Amount 24480.00

Total Amount INR 24480.00

CCAvenue
CHECKOUT

Checkout login for registered users only.

Enter Username

Enter Password

[Forgot Password?](#)

- Fill all information and select payment option and click on make payment.

Billing Information

mahendra

munmabi

400018 Raigarh

Maharashtra India

09321556664 patiljayesh30@gmail.com

Notes (Optional)

My Billing and Shipping address are different

ORDER DETAILS

Order #: 3000000073

Coupon Code [Apply](#)

Order Amount 24480.00

Total Amount INR 24480.00

CC Avenue CHECKOUT

Checkout login for registered users only.

sdsds@gmail.com

Enter Password

[Forgot Password?](#) [Login](#)

Payment Information

Net Banking >

All Other Banks

AvenuesTest

Note: We will redirect you to the bank you have chosen above. Once the bank verifies your net banking credentials, we will proceed with your payment.

Save your bank name with CC Avenue Checkout for future payments.

I agree with the [Privacy Policy](#) by proceeding with this payment.

INR 24480.00 (Total Amount Payable)

[Make Payment](#) [Cancel](#)

Click on Make payment tab

- After successfully of payment , transaction details displayed on screen ,User can view and download receipt

The screenshot shows a web browser window with the following details:

- Browser Tabs:** Mail - Nilesh Nimgade - Outlook, Jayesh Patil | Microsoft Teams, Application For Online Payment
- Address Bar:** devqa37.mcg.gov.in:8000/SAP(bD11biZjPTIwMA=)/BC/BSP/SAP/zps_mt_onl_pay/ccavenue_ib_reply.htm
- Page Title:** बृहन्मुंबई महानगरपालिका Brihanmumbai Municipal Corporation Online Payment Collection
- Transaction Details Table:**

Transaction Details	
Date	13/03/2023
Time	13:48:00
Amount	22,240.00
Transaction ID	16798348033
Payment Status	Success
- Payment Receipt:**

Brihanmumbai Municipal Corporation - Material Testing Laboratory (MTL) - Payment Receipt

Received from : VIJAY NAGAR CORPORATION & SHAR CORP	Date : 13.03.2023
PAIN : JCS39521161	Receipt No : 300000008
Place to Supply : Mumbai, Maharashtra	Application No. : 100000020
Date : Maharashtra	Transaction ID : 3000000267
Address : ...	Building UID : ...

ID No	MR Code	Activity	Description of Activity	Towards	Rs. Amount	Payment Date	Transaction No.	Bank Name	Branch name
1	999119	--	Material Testing Charges		22,240.00	13.03.2023	16798348033	Indian Bank	--
Total					22,240.00				

Amount in words : **RUPES TWENTY TWO THOUSAND TWO HUNDRED FORTY ONLY**

- After Successfully of Application Payment from payment gateway number of selected material sample in application, system will generated Memo Numbers with reference to selected testing material samples and send PDF copy of Memo with QR code to registered Email ID .

- Enter Memo Number for download MEMO,QR code and Test report ”.

बृहन्मुंबई महानगरपालिका
Brihanmumbai Municipal Corporation

Material Testing Laboratory

New Application Tracking Application Payment Logout

Download

Memo No:

Download Memo Download Test Report Download QR Code

> Filter

MIS Report

Sr. No.	Application No	Section Name/Name of Material	Purchasing Doc.	Contractor's Name	Vendor No.	Manufacturer/Supplier Name	Creation Date	Status

Click on Download MEMO

Click on Download Test report

Click on Download QR Code

- Enter Application Number to search in MIS report for MEMO status

Material Testing Laboratory

[New Application](#) [Tracking Application](#) [Payment](#)

Download

Memo No:

[Download Memo](#) [Download Test Report](#) [Download QR Code](#)

Filter

Application No: [Search](#)

MIS Report

Sr. No.	Application No	Section Name/Name of Material	Purchasing Doc.	Contractor's Name	Vendor No.	Manufacturer/Supplier Name	Creation Date	Status

Check status of MEMO



Thank You